


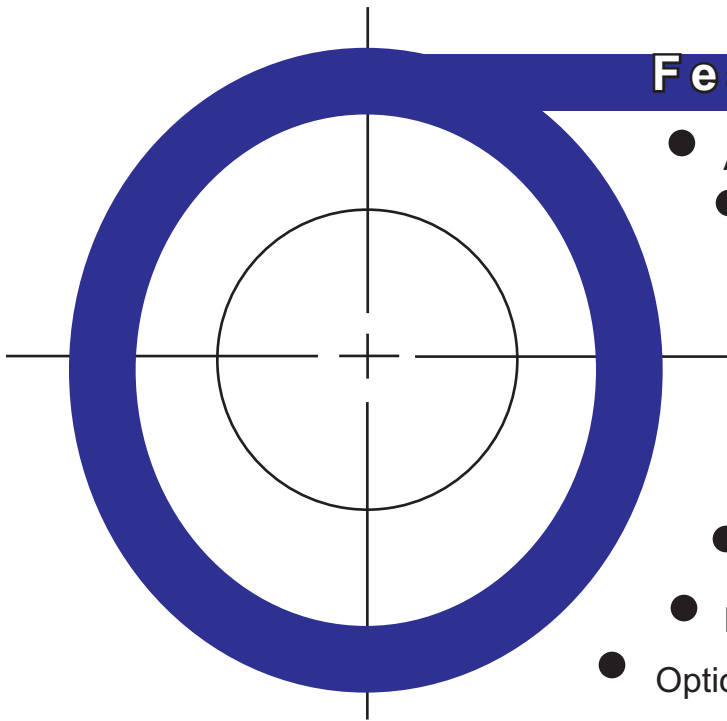


Irwin Belt Winders

Low profile, heavy-duty construction with superior belt pull and variable speed control.



Features



- Available in Both Direct and Chain Drive
- Single and Dual Drive
- Manual or Hydraulic Turntable
- Permanent Mounting Structures
- Rail/Wheel/Skid Mount
- Optional Fork Lift Slots
- 36" to 108" Belt Widths
- Roll up to 128" Diameter AND Higher
- Optional Electric or Diesel Hydraulic Powerpack

Why use something that is not specifically designed for you?

In industry, there are no constants. Irwin belt winders are custom engineered for each unique application.

Let Irwin custom engineer a belt winder for you!

Irwin belt winders offer a low profile, heavy-duty construction with superior belt pull and variable speed control.

Irwin Mine & Tunnel Supply